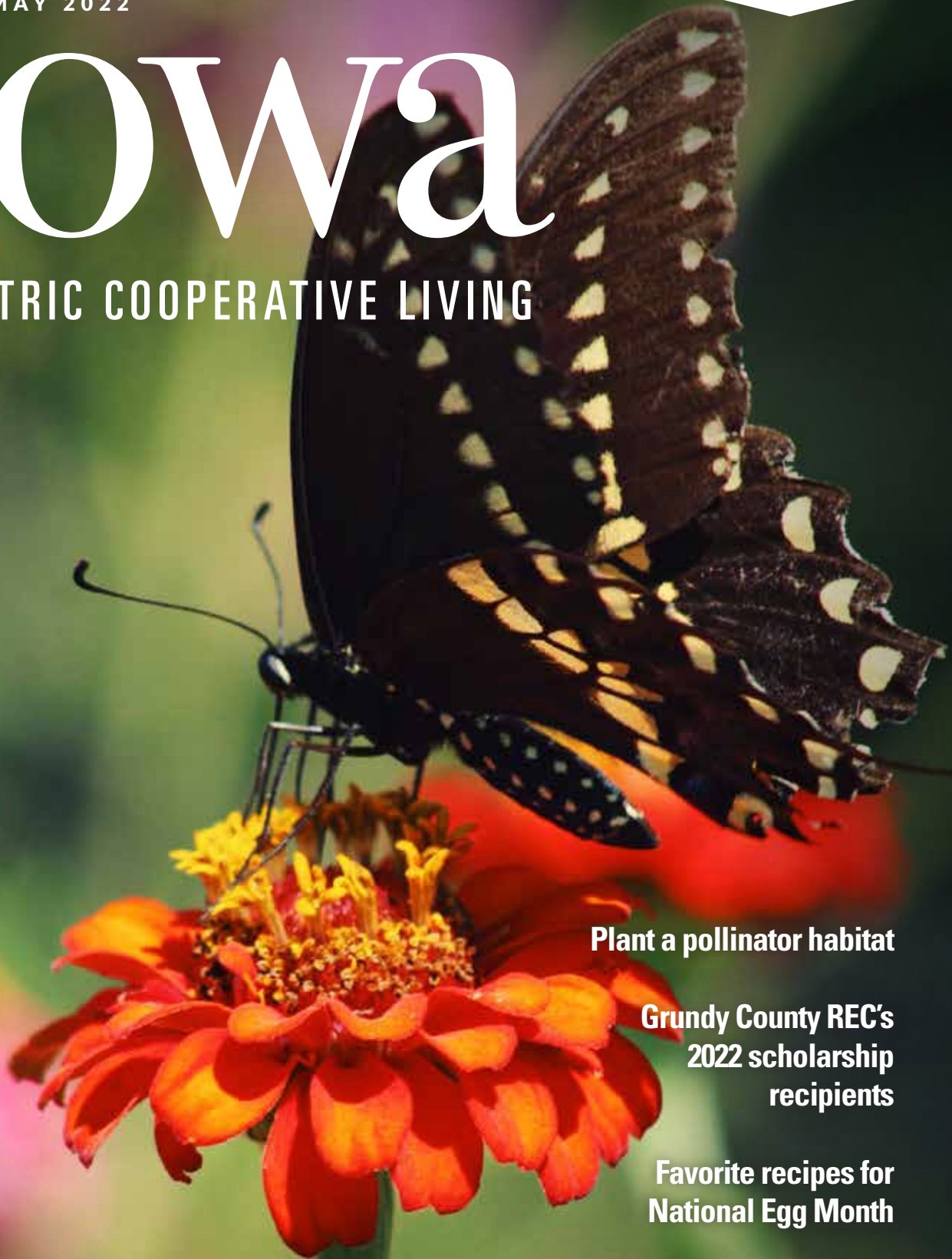


MAY 2022

iowa

ELECTRIC COOPERATIVE LIVING



Plant a pollinator habitat

**Grundy County REC's
2022 scholarship
recipients**

**Favorite recipes for
National Egg Month**

Nominating Committee selected for director elections ▶ See Page 12

CONTENTS



VOLUME 75 • ISSUE 5

3

STATEWIDE PERSPECTIVE

Shining the light on community volunteers

3

EDITOR'S CHOICE CONTEST

Win a bundle of beef

14

ENVIRONMENTAL RESPONSIBILITY

Plant a pollinator habitat

15

OUT BACK

Entertainment falls short

EDITOR
Ann Foster Thelen

ART DIRECTOR
Joel Clifton

IAEC EXECUTIVE VICE PRESIDENT
Chuck Soderberg

IAEC DIRECTOR OF COMMUNICATIONS
Erin Campbell

IAEC BOARD OF DIRECTORS
Roger Solomonson, District 3 – President
Gordon Greimann, District 6 – Vice President
Kenneth VandenBerg, District 1 – Secretary/Treasurer
Neal Heldt, District 7 – Asst. Secretary/Treasurer
Tony Lem, District 2
Jim Miller, District 5
Deena Moore, District 4
Marion Denger, Prairie Energy Cooperative – NRECA Representative
Brian Krambeer, MiEnergy Cooperative – Managers' Representative

Iowa Electric Cooperative Living magazine (ISSN: 1935-7176) is published monthly by the Iowa Association of Electric Cooperatives, a not-for-profit organization representing Iowa's member-owned local electric cooperatives. Association address: 8525 Douglas Ave., Suite 48, Des Moines, IA 50322-2992. The phrase *Iowa Electric Cooperative Living* is a mark registered within the state of Iowa to the Iowa Association of Electric Cooperatives. The magazine does not accept advertising.

Editorial Office
8525 Douglas Ave., Suite 48, Des Moines, IA 50322-2992. Telephone: 515-276-5350.

Email Address
editor@ieclmagazine.com. *Iowa Electric Cooperative Living* magazine does not assume responsibility for unsolicited items.

Website
www.ieclmagazine.com

Postmaster
Send address changes to *Iowa Electric Cooperative Living* magazine, 8525 Douglas Ave., Suite 48, Des Moines, IA 50322-2992. Periodicals Postage Paid at Des Moines, Iowa, and at additional mailing offices.

Change of Address
Every local electric cooperative maintains an independent mailing list of its members, so please send your change of address directly to your local electric cooperative's office. *Iowa Electric Cooperative Living* magazine cannot make an address change for you.

© Copyright 2022, Iowa Association of Electric Cooperatives. No portion of the editorial, photographic or other content of *Iowa Electric Cooperative Living* magazine or its website may be reproduced without written permission of the editor.



ON THE COVER

Special thanks to Hollie Nelson, an Access Energy Cooperative member-consumer, for supplying this month's cover image. Submit high-resolution photos for consideration to editor@ieclmagazine.com. You could win \$100!

LET'S SHINE THE LIGHT ON COMMUNITY VOLUNTEERS AGAIN IN JUNE

BY ERIN CAMPBELL



It can be intimidating to try something new, but what a joy it can be when you succeed! We felt this way when Iowa's electric cooperatives launched a

new statewide contest last year to celebrate our cooperative commitment to community.

Our first-ever Shine the Light contest received 39 fantastic nominations celebrating the efforts of incredible Iowa volunteers. We managed to select three finalists and each received a donation to their local charity and were featured in *Iowa Electric Cooperative Living* magazine. It was an honor to learn more about these individuals and the impact they've made in their communities.

Contest returns in 2022

I'm excited to share the Shine the Light contest is back again this year, and we want to thank you for making our debut such a success last summer! Member-consumers, employees and retirees of any Iowa electric cooperative are eligible to nominate a volunteer in their community during the month of June at www.IowaShineTheLight.com. Nominated volunteers do not need to be co-op member-consumers, and minors may be nominated with their guardians' consent. Non-winners who were nominated last year are eligible to be nominated again this year.

Three nominated volunteers will ultimately be selected, and each will receive a \$2,000 donation to their charity and be featured in the September issue of our magazine. To nominate someone for the contest, simply fill out the entry form at www.IowaShineTheLight.com any time

in the month of June. You'll need to provide basic contact information for you and your nominee and answer the following question in 500 words or less: ***How has your nominee made a positive difference in the community, and why do they deserve to be recognized?***

The cooperative difference

You may be wondering why your electric utility is investing in this program. Electric cooperatives are more than just a utility – we are locally owned and governed by the people who use our services. Additionally, we are driven to improve quality of life for the people and communities we serve, and we are guided by seven cooperative principles, including “concern for community.” Investing in

our communities and celebrating local volunteers is just one way we fulfill our cooperative mission.



I encourage you to start thinking about a friend or neighbor who is making a positive difference in your area. Nominating them for the contest is a great way to shine the light on their efforts and to let them know how much they are appreciated.


I look forward to being inspired by your wonderful essays again this summer as nominations filter in during June. Learn more about the contest rules and guidelines at www.IowaShineTheLight.com.

Erin Campbell is the director of communications for the Iowa Association of Electric Cooperatives.

EDITOR'S CHOICE CONTEST

Win a beef bundle!

May is Beef Month in Iowa! To celebrate, we're giving away a beef bundle, including \$50 in beef and grocery certificates plus a box filled with summer grilling essentials, courtesy of the Iowa Beef Industry Council.



ENTER ONLINE BY MAY 31!

Visit our website and win!

Enter this month's contest by visiting www.ieclmagazine.com no later than May 31. You must be a member of one of Iowa's electric cooperatives to win. There's no obligation associated with entering, we don't share entrant information with anyone and multiple entries from the same account will be disqualified. The winner of the NutriBullet from the March issue was Kris Ogburn, Farmers Electric Cooperative, Inc.

OFFICE CLOSED

Grundy County REC will be closed Monday, May 30, in observance of Memorial Day. Our phones will be answered 24/7.

PRIORITIZE SAFETY YEAR-ROUND

BY MICHAEL GEERDES



At Grundy County REC, we recognize Electrical Safety Month every May, but we also know the importance of practicing safety year-round. From our co-op crews to you, the consumer-members we serve, we recognize that everyone has a part to play in prioritizing safety.

According to the Electrical Safety Foundation International, thousands of people in the U.S. are critically injured or electrocuted as a result of electrical fires and accidents in their own homes. Many of these accidents are preventable. Electricity is a necessity, and it powers our daily lives. But at Grundy County REC, we also know firsthand how dangerous electricity can be because we work with it 365 days a year.

To me, safety is more than a catchphrase. As general manager, it's my responsibility to keep co-op employees safe. Additionally, we want to help keep you and all members of our community safe. That's why you'll see Grundy County REC staff at safety demonstrations during various community events throughout the year to demonstrate the dangers of electricity. We discuss emergency scenarios, such as what to do in a car accident involving a utility pole and downed power lines. We caution students on the dangers of pad-mounted transformers and overloading circuits with too many electronic devices.

Electricity is an integral part of modern life. Given the prevalence of electrical devices, tools and appliances, I'd like to pass along a few practical electrical safety tips.

- **Frayed wires pose a serious safety hazard.** Power cords can become damaged or frayed with age, heavy use or excessive current

flowing through the wiring. If cords become frayed or cut, replace them because they could cause a shock when handled.

- **Avoid overloading circuits.** Circuits can only cope with a limited amount of electricity. Overload happens when you draw more electricity than a circuit can safely handle. This can happen if you have too many devices running on one circuit.
- **Label circuit breakers to understand the circuits in your home.** Contact a qualified electrician if your home is more than 40 years old and you need to install multiple large appliances that consume large amounts of electricity.
- **Use extension cords properly.** Never plug an extension cord into another extension cord. If you "daisy chain" them together, it could lead to overheating, creating a potential fire hazard. Don't exceed the wattage of the cord because it creates a risk of overloading the cord and creating a fire hazard. Extension cords should not be used as permanent solutions. If you need additional outlets, contact a licensed electrician to help.

I encourage you to talk with your kids about playing it safe and smart around electricity. Help them be aware of overhead power lines near where they play outdoors.

Our top priority is providing an uninterrupted energy supply 24/7, 365 days a year. But equally important is keeping our community safe around electricity. Contact Grundy County REC for additional electrical safety tips or if you would like us to provide a safety demonstration at your school or upcoming community event.

Michael Geerdes is the general manager of Grundy County REC.



A Touchstone Energy Cooperative

"Our mission is to provide our members safe, reliable, electric service"



Office: Grundy County REC
303 N Park Avenue • P.O. Box 39
Grundy Center, IA 50638

Phone: 319-824-5251 or 1-800-390-7605

Fax: 319-824-3118

Call Before You Dig (Iowa One Call):
800-292-8989

Website: www.grundycountyrecia.com

Facebook: facebook.com/GrundyCountyREC

Email: mgeerdes@grundycountyrecia.org

Office Hours: Monday-Friday, 8 a.m.-4:30 p.m.
Call our office 24/7: 319-824-5251

General Manager: Michael Geerdes

Officers and Directors:

District 1: Kevin Pruisner

District 2: Norbert Boyle

District 3: Nick Strohbeh

District 4: Larry Rohach

District 5: Matt Kopriva

District 6: David Schmidt

District 7: Jason Paper

This institution is an equal opportunity provider and employer.

GRUNDY COUNTY REC ANNOUNCES 2022 SCHOLARSHIP RECIPIENTS

Grundy County REC thanks everyone who took the time to submit scholarship applications this year. We had many excellent candidates! We are pleased to announce this year's scholarship recipients, who will each receive \$1,000 for their continued education.



Soren Cleveland

- Grundy Center High School
- Child of Kristin and Ole Cleveland
- Soren plans to attend Western Colorado University to earn an undergraduate degree in exercise science and a graduate degree in exercise physiology.



Madeline Hansen

- Hudson High School
- Child of Brad and Tricia Hansen
- Madeline plans to attend Iowa State University to study agriculture business.



Hannah Johnson

- Aplington-Parkersburg High School
- Child of Rebecca and Eric Johnson
- Hannah plans to attend Wartburg College and double major in music education and music therapy.



Bell Rogers

- Dike-New Hartford High School
- Child of Elizabeth and William Rogers
- Bell plans to attend Hawkeye Community College.

Congratulations to these four scholarship recipients! We look forward to seeing you grow and excel in your academic endeavors.

GRUNDY COUNTY REC EMPLOYEES CELEBRATE SERVICE ANNIVERSARIES



Michael Geerdes

General Manager
May 11
11 years of service



Tony Sienknecht

Line and Staking Foreman
May 20
20 years of service



Erik Freese

Foreman
May 27
8 years of service

Congratulations to Michael, Tony and Erik on celebrating service anniversaries this month. We appreciate all the hard work and dedication you put forth each day!

REDUCING THE CARBON FOOTPRINT OF TRADITIONAL ELECTRIC GENERATION

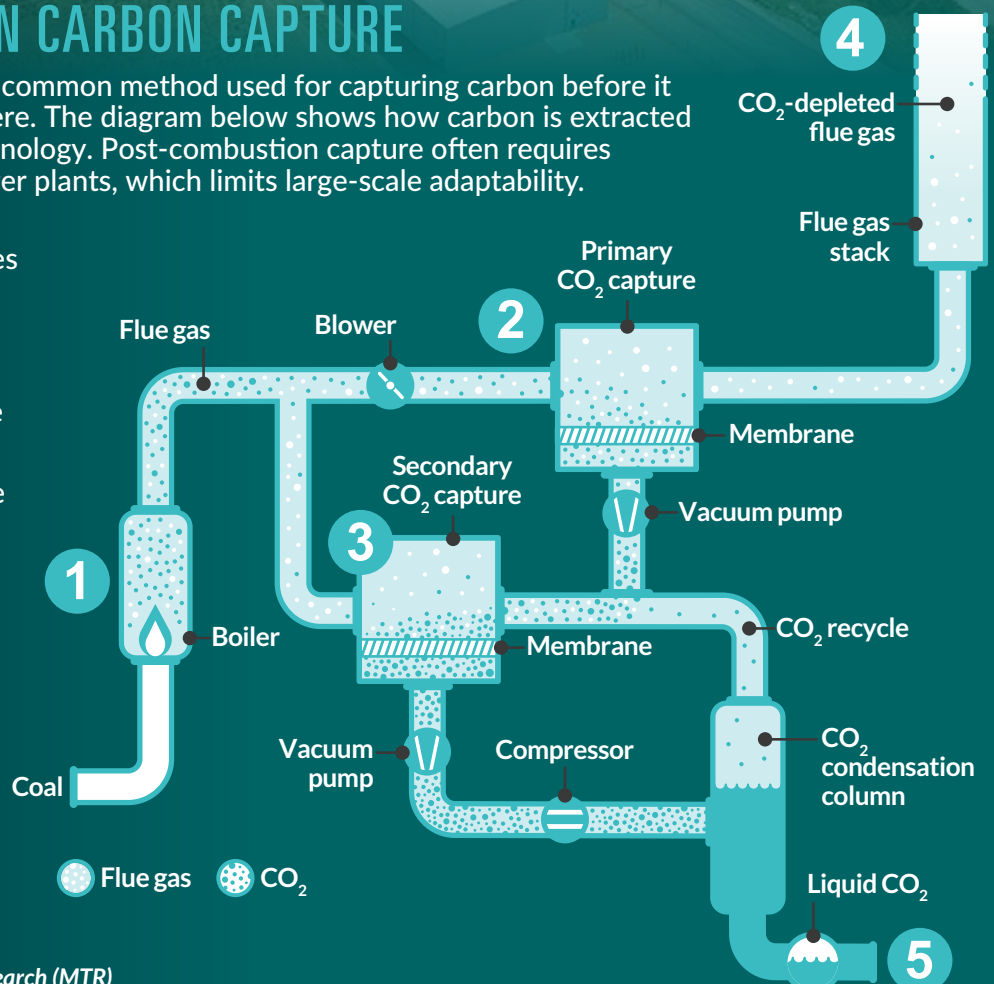
BY KATHERINE LOVING

Basin Electric Cooperative's Dry Fork Station is located near a site being developed for a large-scale carbon storage project. Basin provides power to several of Iowa's electric cooperatives.

POST-COMBUSTION CARBON CAPTURE

Post-combustion is the most common method used for capturing carbon before it is released into the atmosphere. The diagram below shows how carbon is extracted using membrane system technology. Post-combustion capture often requires expensive retrofitting of power plants, which limits large-scale adaptability.

- 1 Coal combustion creates heat, gases (including CO₂) and particulate.
- 2 Primary membrane separates CO₂ from the flue gas.
- 3 A secondary membrane further separates out CO₂.
- 4 Flue gas, with nearly all CO₂ removed, is released.
- 5 Pure, liquified CO₂ is used to create beneficial products.



Source: Membrane Technology & Research (MTR)

Providing reliable, affordable electricity is the top priority for Iowa's electric cooperatives. Co-ops and other electric utilities continue to incorporate additional energy generated from renewable sources. Still, until these technologies potentially fully mature, fossil fuels remain a part of our overall generation mix to ensure power reliability.

As the U.S. moves forward with carbon reduction goals, electric cooperatives are also looking for ways to provide clean energy and offset carbon emissions generated during power production. Capturing carbon emissions at their creation source is one of those approaches.

How carbon capture works

Carbon capture involves a series of steps that remove carbon dioxide (CO₂) from its original source to prevent it from reaching the Earth's atmosphere. During the capture step, CO₂ is removed either before or after combustion.

Post-combustion capture is the most common method used at existing power plants. After electricity is generated, the CO₂ is removed from the gas mixture found in a plant's flue. In pre-combustion capture, the fuel sources are heated with pure oxygen (or steam and oxygen) to release CO₂.

Once captured, the CO₂ is transported to its next destination. Typically, CO₂ moves as compressed gas in pipelines but can also be transported by tanker trucks or ships. Captured CO₂ can be injected into geological formations or recycled for other uses.

Carbon storage and recycling

One appeal of carbon capture is the abundance of underground natural

storage locations, such as deep aquifers, porous rock and unproductive coal mines. The U.S. Geological Service estimates the U.S. has the potential to store 3,000 metric gigatons of CO₂ – the equivalent of centuries worth of emissions.

Research on how to recycle CO₂ is ongoing, but established methods include using the gas in enhanced oil recovery, growing fish food from lab-grown bacteria that feed on CO₂ and creating carbon-negative concrete or other carbon-based materials.

Current limitations

As promising as carbon capture sounds, the costs and risks limit the technology's ability to be implemented on a larger scale. Post-combustion capture often requires expensive retrofitting of power plants. Pre-combustion capture, while more effective than post-combustion, has been limited due to the high costs of equipment and pure oxygen.

In addition to these costs, the processes require a large amount of energy. Transportation of the gas increases in cost for longer distances between the source and destination, making plants located far away from sequestration locations less feasible. Sequestration also carries the concern of CO₂ leaks, which would negate the effort to remove it from the atmosphere.

Despite these hurdles, carbon capture is seen as an important technology in reducing emissions.

Continued investment and development

In 2015, XPRIZE, a technological development competition, kicked off with the goal to award \$20 million to develop new and emerging technologies

that utilize CO₂. The competition was based on how much CO₂ was converted and the project's economic feasibility.

XPRIZE concluded in 2021, and the winning project was a carbon-negative concrete created by a team of UCLA researchers called CarbonBuilt. The research team conducted tests at Basin Electric Power Cooperative's Integrated Test Center in Wyoming to turn flue gases and fly ash into carbon-negative concrete. The process reduces the carbon emissions of concrete production and traps additional carbon long-term within the final product.

The federal government is making carbon capture a funding priority in 2022. The Infrastructure Investment and Jobs Act provides \$927 million for large, commercial-scale pilot projects as well as \$3.5 billion for six demonstration projects at coal and natural gas plants.

The Slowing CO₂ and Lowering Emissions (SCALE) Act was introduced in 2021 and provides funding to overcome expansion barriers. The SCALE Act aims to reduce costs by financing scaling projects for pipeline infrastructure, creating regional storage infrastructure and providing grants for creating products derived from large-scale capture.

Carbon capture has the potential to be an essential tool in reducing CO₂ emissions generated from fossil fuel use. When this emerging technology can be deployed on a larger scale, the future of carbon capture will look much more promising.

Katherine Loving writes on consumer and cooperative affairs for the National Rural Electric Cooperative Association, the national trade association representing more than 900 local electric cooperatives.



FAVORITE EGG

RECIPES



CELEBRATE NATIONAL
EGG MONTH!

BAKED OMELET ROLL

- 6 large eggs
- ½ cup flour
- 1 cup milk
- ½ teaspoon salt
- ¼ teaspoon pepper
- 4 ounces cheddar cheese, shredded
- salsa for serving if desired
- Optional toppings: fried bacon, browned onions, browned bell peppers, sausage, black olives, spinach, tomatoes, broccoli**

Line an 11x14-inch rimmed baking sheet with parchment paper (large enough piece to overlap all edges with no seams in the middle). In a large bowl, beat eggs with electric mixer until frothy. Beat in flour until smooth, then milk, salt and pepper until well-blended. Pour into the prepared pan. Ensure the mixture stays inside the parchment paper. If desired, add optional toppings. Bake at 450 degrees F for 20 minutes or until eggs are set and top is puffed and golden brown. Remove from oven, sprinkle cheese on top. Roll up from the narrow end and place seam side down on a serving plate. Cut crosswise into slices. Top with salsa if desired. Can also serve more toppings on the side. *Serves 4-6*

Cheryl Schelling • Orange City
North West Rural Electric Cooperative

SALMON QUICHE

- 1 tablespoon butter or oleo
- ⅓ cup green onions, sliced
- 4 eggs
- ½ cup milk or cream
- ¾ teaspoon salt
- ½ teaspoon paprika
- ⅛ teaspoon pepper
- 14¾ ounces canned salmon
- 6 ounces Swiss cheese, shredded
- 9-inch pie crust

In a small skillet, melt butter and sauté onions until tender-crisp. Set aside to cool. In a large bowl, combine eggs and milk, beat until smooth. Add salt, paprika, pepper and sautéed onions, mix well. Drain salmon and reserve liquid. Remove skin and flake salmon. Remove bones. If desired, bones can be crushed and added to flaked salmon for added calcium. Stir in salmon and then reserved liquid. Spread cheese in bottom of unbaked pie crust. Pour salmon mixture over the cheese. Bake at 375 degrees F for 45-50 minutes, or until a knife inserted into the middle comes out clean. Let stand 10 minutes before serving. *Serves 6-8*

Mary Witting • Keosauqua • Access Energy Cooperative

IMPOSSIBLE QUICHE

- ½ pound bacon, ham or sausage, cooked and drained
- 1 cup cheddar cheese, shredded
- 1 tablespoon dry onion
- 3 eggs
- ¾ cup Bisquick
- 1½ cups milk
- ¼ teaspoon pepper
- ¼ teaspoon dry mustard
- ¼ teaspoon dill weed

Sprinkle meat, cheese and onion into a greased 8-inch pie plate. Blend remaining ingredients until smooth. Pour over cheese mixture. Bake at 400 degrees F for 30 minutes until brown and a knife comes out clean. Let stand for five minutes. *Serves 4-6*

**Veronica (Ronnie) Heun • Duncombe
Prairie Energy Cooperative**

PEACH OVERNIGHT EGG/FRENCH BREAD BAKE

- 1 stick butter
- 1 cup brown sugar
- 3 tablespoons water
- 2 large cans sliced peaches, drained
- 8-10 slices French bread
- 5 eggs
- 1½ cups milk
- cinnamon sugar

Boil butter, brown sugar and water for seven minutes. Pour into 9x13-inch pan and top with peaches. Add a layer of French bread slices. Mix eggs with milk then pour over bread. Cover and refrigerate overnight. Let sit out at least 30 minutes before baking. Sprinkle with cinnamon sugar and bake covered at 350 degrees F for 30 minutes. Remove lid and bake 30 minutes more. *Serves 12-15*

**Ruthann Murphy • Dougherty
Franklin Rural Electric Cooperative**

GOLDEN EGG CASSEROLE

- 10 eggs
- 2½ cups milk
- 2 cups frozen shredded hash browns
- 8 ounces cheese, shredded
- 1 pound sausage, cooked and drained, or cooked ham, cubed

Whisk the eggs and milk. Add hash browns, shredded cheese and cooked sausage or ham. Pour into a greased 9x13-inch baking dish. Bake uncovered at 350 degrees F for 40 minutes when the egg casserole will be golden brown. Casserole can be served for breakfast, brunch or an evening meal. *Serves 12*

**Twyla Godbersen • Arthur
North West Rural Electric Cooperative**

CRESCENT ROLL EGG CASSEROLE

- 2 cans crescent rolls
- 1 pound sausage, browned and drained
- 2 8-ounce packages Monterey Jack cheese, cut into ½-inch cubes
- ¾ teaspoon salt
- ¾ teaspoon pepper
- 2 tablespoons Parmesan cheese
- 4 eggs, slightly beaten

Press one can of crescent rolls in the bottom of a greased 9x13-inch pan. Put sausage on crust (can substitute 24 ounces of small smokies). Place cheese cubes on top of meat. Mix salt, pepper, Parmesan cheese and eggs. Pour over cubed cheese and meat. Cut one can of crescent rolls into strips and arrange in latticework on top. Bake at 350 degrees F for 30-40 minutes, until knife inserted comes out clean. Let sit a few minutes before cutting.

**Leora Van Middendorp • Rock Rapids
Lyon Rural Electric Cooperative**

EGG CUCUMBER SALAD

- 6 hard-boiled eggs
- 1 small cucumber
- 3-4 scallions
- 1 teaspoon fresh dill
- 1-2 teaspoons mayonnaise
- salt and pepper, to taste

Finely chop eggs, cucumber, scallions and dill. Combine all ingredients. Enjoy on a slice of bread or as a side salad.

Nina Greiman • Garner • Prairie Energy Cooperative

WANTED:

FAVORITE FAMILY DINNER RECIPES

THE REWARD:

\$25 FOR EVERY ONE WE PUBLISH!

Deadline is May 31

Please include your name, address, telephone number, co-op name and the recipe category on all submissions. **Also provide the number of servings per recipe.**

EMAIL: recipes@ieclmagazine.com

(Attach your recipe as a Word document or PDF to your email message.)

MAIL: Recipes

Iowa Electric Cooperative Living • 8525 Douglas Ave.,
Suite 48, Des Moines, IA 50322-2992



HOUSE HUNTERS: GETTING THE MOST FOR YOUR HOME

BY LES O'DELL

Across the nation, the real estate market has been red-hot with demand for homes exceeding supply and, in many areas, homes selling faster and for more money than ever before. Even in cases where sellers anticipate numerous offers and a quick sale, they still benefit from efforts to get the highest selling price possible.

"I think there are a lot of sellers who overlook trying to get the most money for their home. Even in a hyperactive market, you still should try to get top dollar," explains Jason Gelios, author of "Think Like a Realtor."

There are many ways to help a home sell quickly and for top dollar. A little bit of effort can translate into a better buyer experience and a higher selling price.

Change your perspective

"When selling, it is best to stop thinking of it as 'your home' and more like a product with the goal of appealing to as many prospective buyers as possible," says Jonathan Faccone, a real estate

investor and developer. "It's easy to become emotionally involved, but it's best to remember that any renovations are meant to net you the most money, not for your own personal satisfaction."

Experts say it benefits the seller to have someone else provide feedback about your home.

"One of the best things a homeowner can do when looking to sell is to invite a non-partial, third-party to give their honest opinion about the house," Gelios says. "Get someone who is not afraid to tell the truth, walk the home and give their impressions."

Upgrade to sell

To get the most for your home, upgrades may be in order. But how do you decide what to renovate and how much to spend? Real estate investor Jordan Fulmer says market research is as important for sellers as it is for buyers.

Jason Gelios, author of "Think Like a Realtor," talks with a family about potentially putting their home on the real estate market. Gelios says some basic investments before listing a home can provide a large return.

"Look at the houses in your area – essentially your competition – and see what kind of features and finishes they have," he says. "Good research will help sellers not only decide what to do, but also not to over-do renovations and improvements."

Almost without exception, real estate professionals say sellers should primarily focus on two areas: the kitchen and bathrooms, but especially the kitchen.

"Home sellers should make the kitchen top priority," Gelios explains. "As the heart of the home, sellers should make updates to the cabinet



hardware, lighting fixtures and even update appliances. This will not only bring the best offer from a home buyer, but it will also lead to a faster sale.”

Neutral colors – shades of white, beige and gray – are best for kitchens, and you should avoid bright colors. If upgrading appliances and fixtures, don't invest in luxury items. Changing cabinet knobs, putting in under-cabinet lights and other little things that are inexpensive make everything look new and make the house easier to sell.

Make a strong impression outside

Many experts say to initially focus on what potential buyers see first. Whether in-person or online, a home must capture attention. Known as curb appeal, the general attractiveness of a house from the street or the sidewalk is a priority.

Fulmer says the way a home looks when a prospective buyer arrives sets a precedent for the rest of their visit. Often homes need to be power washed or freshly painted. At minimum, give the front door a touch-up.

Don't ignore the top of the home, Fulmer adds. If the roof is still in good condition, he recommends having it professionally power washed to remove any streaks or stains and make it look almost new.

Likewise, improving the looks of the front of your home without paying

attention to the rest of the property is akin to only ironing the collar and cuffs of a shirt. The backyard, outbuildings, decks and patios need to look their best and can be attractive to potential buyers, as a way of bringing the inside outside.

Declutter and deep clean inside

The initial impact when someone enters a home may be the only impression they take away with them. For that reason, brokers encourage decluttering, deep cleaning and home staging.

“This isn't a costly investment, but it requires time and effort,” explains Chase Michels, a realtor in the Midwest. “A cluttered house will make a large room appear small and cramped. Cleaning and decluttering your home could help you see up to a \$2,000 price increase.”

Decluttering means more than shoving items in a closet. Instead, move personal items like photo albums, collections and even out-of-season clothes off-site. Then, the home needs to be cleaned.

Sellers should strive to present the home in its best light for listing photos as well. An estimated 80% of home shoppers review properties online before looking in person. For that reason, it's best practice for all photographs used in marketing the property be professionally done.

Many recommend using the services of a home stager, a professional who can make a property look “picture perfect” through consultations with residents or by bringing in furniture to make an empty house look like a home.

Help buyers feel at home

The goal is to help house hunters feel welcome so they can imagine themselves living in the home.

“Fragrances are important. We always recommend a vanilla scent,” Fulmer says. “Also consider having refreshments available. Whether it be drinks or a self-serve coffee station, small gestures can make potential buyers' viewing experience more enjoyable. The more comfortable they feel, the more they will want to live there and the more they will be willing to pay for it.”

Letting buyers know “inside” information also is important – things like what internet service is available, if there is hardwood under the carpet and which walls are non-load bearing and potentially could be removed as part of future remodel.

Taking the right steps to prepare a home for sale can make a big difference in how quickly the home attracts buyers and how much they are willing to pay. It takes some work but is worth it.



NOMINATING COMMITTEE SELECTED

At the regular monthly board meeting held on April 21, in accordance with the Articles of Incorporation, the board of directors appointed the 2022 Nominating Committee. Nominating Committee member names and contact information is available by:

- Contacting Allyson Miller at amiller@grundycountyrecia.org
- Stopping into the Grundy County REC headquarters building, located at 303 N. Park Avenue in Grundy Center
- Visiting www.grundycountyrecia.com/annual-meeting
- Visiting our Facebook page

More information will be shared in the June edition of *Iowa Electric Cooperative Living*.

Nominating Committee guidelines

The Nominating Committee shall prepare a list of nominees identifying each candidate by name, address and the director district in which they reside. The Nominating Committee shall make a good faith effort to nominate two (2) candidates for each director position to be filled at the annual meeting, Sept. 8, 2022. In the event the Committee is unable to identify two (2) candidates for each position who consent to be nominated, the Committee may nominate only one (1) candidate for the position.

The written list of nominations by the Nominating Committee shall be posted at the office of the cooperative not less than thirty (30) days prior to mailing the notice of the annual meeting to the members. For ten (10) days after posting the list of nominations, additional nominations of members residing in the district of the vacancy may be made by written petition on forms provided on request by any member and signed by not less than fifteen (15) members of the Cooperative. Any member nominated shall give prior consent to such nominations whether by committee or by petition.

A list of nominations as selected by the Nominating Committee will be posted by May 23, 2022, and nominations by petition will be accepted through 4:30 p.m. on June 3, 2022.



HAPPY
Mother's day
From Grundy County REC!

From our family to yours,
we hope all you amazing moms
have a wonderful and
special Mother's Day!



To ensure your home's electrical system is safe, its wiring should be up to date and any defects corrected.

How do you know if your home needs an electrical inspection?

 Safe
Electricity.org

DOES YOUR HOME NEED A CHECKUP?

If your home was last inspected:

- 40 or more years ago, an inspection is overdue.
- 10 to 40 years ago, an inspection is advised.
- Less than 10 years ago, an inspection should not be necessary unless there are issues.

Regardless of when your home was last checked, consult a qualified electrician/licensed contractor if you notice symptoms of a potential hazard, such as dim/flickering lights, unusual sounds, a frequent need to reset fuses or breakers, overheating, odors, loose plugs, damaged insulation on wires or conditions that cause electrical shocks.

SOURCE: U.S. CONSUMER PRODUCT SAFETY COMMISSION

CO-OP CEO TO CONGRESS: DIVERSE ENERGY MIX CRUCIAL TO RELIABLE POWER

BY ERIN KELLY, NRECA

Electric cooperatives are increasing their investment in renewable energy, but baseload resources like coal and natural gas must continue to be part of the mix to ensure reliable, affordable power for rural America, the leader of Central Iowa Power Cooperative (CIPCO) told a House panel April 5.

“As we look to the future, intermittent resources, such as wind and solar, must continue to be complemented and supported by always-available baseload energy resources like coal and natural gas,” stated Bill Cherrier, executive vice president and CEO of the generation and transmission co-op, in his testimony before the House Agriculture Committee. “System reliability depends on the ability to blend intermittent sources like wind and solar with firm, flexible and dispatchable electric capacity.”

CIPCO, which serves nearly 300,000 residents and more than 13,000 commercial and industrial accounts across Iowa, has a diverse portfolio that includes wind, solar, hydropower, landfill gas, natural gas, coal and purchases on the market.

“CIPCO’s generation portfolio has evolved significantly, with wind growing from 4.1% in 2010 to 29.9% in 2021 and coal dropping from 58.4% to 29.3% during that same time period,” Cherrier said at a hearing reviewing the 2018 Farm Bill’s impact on renewable energy opportunities in rural America.

Moving ahead, the co-op recently deployed the 100 MW_{AC} Wapello Solar, LLC, and the 54 MW Independence Wind power purchase agreements and is moving forward on an additional 100 MW_{AC} solar project in eastern Iowa. At the same time, CIPCO recently invested \$85 million in its existing Summit Lake Generating Station near Creston, adding efficient reciprocating natural gas engines to serve peak



Bill Cherrier testifies before the U.S. House Agriculture Committee on April 5.

electric demand, Cherrier said.

“This investment complements our intermittent wind and solar resources while ensuring the baseload generation necessary to meet the 24/7 power needs of Iowans and businesses in CIPCO’s service territory,” he added.

As co-ops seek to add more renewable energy, it’s “critical that policymakers work constructively with industry to achieve these objectives while maintaining the exceptional reliability and affordability that American families and businesses expect and deserve,” Cherrier said.

He urged Congress to approve direct federal payments to co-ops to put them on a more equal footing with for-profit utilities, which have long received tax incentives to invest in renewable energy projects. At present, co-ops cannot access those incentives because they do not pay federal income taxes.

“The federal tax-credit structure prevents not-for-profit electric cooperatives like CIPCO from taking advantage of the tax benefit to directly build and own wind and solar generation assets,” Cherrier testified. “For cooperatives to reap any benefit for this transition, we must work with

third parties that develop and own these assets.

“Direct-pay tax incentives would level the playing field for all electric providers, allowing co-op-member systems and member-owners down the line to have equal access to a diverse power supply mix,” he added.

Cherrier also urged Congress to boost rural America’s economy by passing legislation to allow electric cooperatives to refinance federal Rural Utilities Service (RUS) loans at lower interest rates without penalty.

The National Rural Electric Cooperative Association, of which CIPCO is a member, is calling on lawmakers to approve the Flexible Financing for Rural America Act, which permits co-ops to refinance their RUS electric loans without facing costly prepayment penalties. An average co-op with typical RUS debt could save \$2 million per year in interest payments at today’s interest rates.

“This essential step will give co-ops the flexibility to best manage their financial circumstances while focusing on cooperatives’ long-term stability and that of the communities they serve,” Cherrier said.

CREATE A POLLINATOR HABIT IN 5 EASY STEPS

BY ANN FOSTER THELEN

This spring, make a positive impact on the environment and beautify your landscape by planting a pollinator habitat.

The flash of a colorful butterfly and the buzz of a bumblebee traveling between flowers bring extra beauty and enjoyment to gardens. Planning your garden or landscape to include plants that attract and sustain butterflies, bees and other beneficial insects will increase the diversity of what you see and enjoy. You will also be doing your part to help preserve butterflies, honeybees and pollinators threatened and in decline.

Pollinators help plants reproduce by carrying pollen from one flower to another and can include bats and birds, but most importantly, bees and butterflies.

Pollinators are vital to creating and maintaining the habitats and ecosystems that many animals rely on for food and shelter while facilitating reproduction in 90% of the world's flowering plants.

Without pollination, we would not have the grains, fruits, nuts and vegetables that comprise more than one-third of global food production.

With these five easy steps, you can create a haven for pollinators and have your yard buzzing with activity!

STEP 1 Pick your location

Butterflies and other pollinators like to bask in the sun and some of their favorite wildflowers grow best in full or partial sun with some protection from the wind. The size of your pollinator habitat will depend on how much of your yard you want to devote to growing these beneficial plants. Even a small space can have a big impact on pollinators!

STEP 2 Know your soil type and sunny hours

The soil type and the amount of sunlight it gets will help determine the



Through the Iowa Monarch Conservation Consortium (monarch.ent.iastate.edu), electric cooperatives are working to restore declining populations of the monarch butterfly. You can help, too, by planting a pollinator habitat!



plants you can grow. Your local garden center or nursery can provide tips on the best plants for your property.

STEP 3 Choose your plants

Pick varieties of milkweed (Monarch caterpillars feed exclusively on the leaves of milkweed, the only host plant for this iconic butterfly species) and wildflowers native to Iowa. Focus on selecting perennials to ensure your plants come back each year and don't require much maintenance. Remember, pollinators need nectar in the spring, throughout the summer and even into the fall. Choosing plants that bloom at different times will help you create a bright and colorful garden that you and pollinators will love for months!

STEP 4 Prep and plant

From converting spaces of your yard to raised flower beds, think of a pollinator habitat as a canvas for creating. Plant flowers in clumps rather than single plants. Add nutrient-rich compost or soil to improve the success of your garden.

STEP 5 Wait, watch, water and weed

Butterflies and other pollinators will soon flutter into the garden as plants develop and flowers bloom. Weeding and watering your garden will keep it healthy. Keep in mind that milkweed may take a couple of seasons to start producing flowers.

Ann Foster Thelen is the editor of Iowa Electric Cooperative Living magazine.

ENTERTAINMENT FALLS SHORT

BY VALERIE VAN KOOTEN

I admit to having more than a few channel choices on my television. When you hear that someone has more than 500 channels at their disposal, your first thought may be, “She needs to get a life.” Your second thought may be, “I’ll bet she has lots of great options for her television viewing pleasure!” You would be wrong.

Just keep flipping

Despite the plethora of channels laid out before me, very few offer any quality entertainment. I scroll through “Make your tomatoes the largest they’ve ever been,” and “Watch our demonstration of the world’s best vacuum cleaner, the Suck-It,” or whatever. Having to sit and watch a half hour of these shows rates right up there with a root canal and cleaning out the fridge. On the same day. Even when you take out all the shopping channels (which clears out a lot of them), there’s a dearth of anything I want to watch. Just the descriptions of each show can keep me flipping for 20 minutes:

- *“In the world of 2050, alien pods take over unsuspecting citizen homes ...”* Nope.
- *“Investigators work on a case of a murder so grotesque ...”* Next channel.
- *“Lisa finds out her boyfriend has another family on the side ...”* Seriously?

Turn up the volume

Even these aren’t as bad as a type of show I loathe above all others: The Whispering Show. You’ll find it in golf, which no one in our household watches. But you also find this phenomenon on hunting shows, of which my husband Kent binges with abandon.

The setting is usually a tree stand, or a couple of guys sitting in a blind or behind a big rock. I’m never sure if someone is actually filming them or if they have the camera set up so that



they’re filming themselves.

What makes it even more bizarre is that these folks have tromped through underbrush for the past 10 minutes, scaring away anything that remotely resembles prey. But once they get into position, it starts ... (Insert loud whispering here, only half of which you can understand.)

Guy 1: “Did you see that?”

Guy 2: “What?”

Guy 1: “Did you see that buck?”

Guy 2: “What?”

Guy 1: “Over there; he’s looking at us!”

Guy 2: “What?”

Guy 1: “Wait, I have to adjust the camera. Are we downwind? How many

points do you think he is? Is it the same one we saw last month? Are you ready? Can you see him? Can we get a shot off?”

Guy 2: “What?”

This will go on for the better part of an hour, and most of the time the deer has little to worry about. Watching this painful spectacle is about as exciting as a curling match. But I still know plenty of people who are glued to them.

So, my quest for quality television continues. I just might have to settle for growing bigger tomatoes.

Valerie Van Kooten is a writer from Pella who loves living in the country and telling its stories. She and her husband Kent have three married sons, two incredibly adorable grandsons and a lovely granddaughter.



The magazine
for members of
Iowa's electric
cooperatives.

IOWA ELECTRIC COOPERATIVE LIVING

May 2022

Visit our website at www.grundycountyrecia.com



WE FOLLOW OUR DREAMS

Join Touchstone Energy Cooperatives in celebrating
the power of human connections.



Touchstone Energy[®]
Cooperatives
of Iowa